






## Pest Control for September into October

The following are the types of plants to inspect, the pest is what kind of pest you will see in your landscape, and the action is what to do when inspecting your landscape.

Plant	Pest	Action
Andromeda		<b>Andromeda Lacebug (last generation)</b> Inspect underside of new growth for adults. Treat with <a href="#">Bonide Eight</a> if needed.
Crabapple		<b>Eastern Tent Caterpillar</b> Examine branch tips for shiny black egg masses and remove.
Dogwood		<b>Dogwood Borer</b> Inspect trunk and large branches for holes and fresh sawdust. Destroy by hand or treat with <a href="#">nematodes</a> .
		<b>Dogwood Sawfly</b> Inspect foliage for caterpillars that are covered with a white coating.
Hemlock		<b>Hemlock Woolly Adelgid</b> Inspect for masses of white wax at base of needles. Coverage and follow-up vigilance are critical.

**Honeylocust**



**Honeylocust Mite**

Shake branch over white surface. Look for reddish-brown mites and treat with [Monterey Garden Insect Spray](#) if needed.

**Larch**



**Larch Casebearer**

Inspect needles for tip browning and young cases. Treat with [Thuricide](#) if needed.

**Magnolia**



**Magnolia Scale**

Inspect twigs for large, brown adult scales and white crawlers. Treat with [Bonide Malathion](#) if needed

**Pine (soft)**



**White Pine Aphid**

Inspect for black eggs on needles. Remove infested needles if few or treat with [Espoma Earth Tone Insect Control](#) or [All Season's Spray Oil](#).

**Rhododendron**



**Rhododendron Borer**

Inspect large lower branches for holes and fresh sawdust. Destroy by hand or treat with [nematodes](#).

*Information provided by Robert Childs and UMass Extension at UMass Amherst.*